

HOME DESIGN TRENDS 2023



PLUS: SHERWIN-WILLIAMS® COLOR OF THE YEAR 2023

HOME IS A LIFESTYLE

Moving into 2023, we're starting to see more people making use of every inch of their homes — from the backyard to the staircase to the front door. And while we're always striving to add beauty and personality to our homes, we're also optimizing them for the way we want to live. Whether that means spaces that invite easy entertaining, spaces that make us feel closer to nature, or spaces that simply invite us to linger rather than hurry along to the next task. See what we mean by exploring the six trends we think will define home design this year.

CONTENTS

TRENDS

04 **WHITE OAK WINDOWS**

The modern wood window

08 **STAIR TOWERS**

Taking form and function to the next level

12 **BIOPHILIC DESIGN**

Bringing the outside in



16 **PIVOT DOORS**

Stylish from any angle

20 **MONOCHROME ROOMS**

Color outside the lines

24 **OUTDOOR KITCHENS**

Cooking up an indoor/outdoor lifestyle

SHERWIN-WILLIAMS®

COLOR OF THE YEAR 2023

REDEND POINT



SW 9081
195-C4

Minimal. Calming. Intriguing.
A soulful yet subtle hue.

This warm neutral is a perfect way to bring a monochrome room to life.
Learn more on page 20.



Design Trend No. 1

WHITE OAK WINDOWS: Meet the modern wood window

What it is:

A fresh take on a wood window in a light, neutral shade that makes it incredibly versatile.

Where we're seeing it:

It works beautifully in a range of modern and contemporary styles — think mid-century, Japandi, Scandi, and more.

Why we love it:

It warms up bright and airy modern homes, and helps avoid the cold feeling that can sometimes characterize this design style.

“The intention was to create a high design home that’s also warm and livable,” says builder Dagan Koffler of Dagan Design & Construction Inc. This recently completed “mid-century coastal”-style home in Encinitas, California, features clean lines, lots of glass, and E-Series windows and doors in white oak.



THIS PAGE AND OPPOSITE PAGE
E-Series picture windows in white oak with specified equal light grilles and hinged outswing patio doors in white oak with sidelights and specified equal light grilles. Photography by Ryan Garvin. Architecture by Eric Olsen Design. Build by Dagan Design & Construction Inc. Interior design by Studio McGee.

EMBRACING THE TREND: WHAT MAKES A WINDOW MODERN?

Frame color and material have a major impact, but so do other selections. Here are five tips to get you started:

- 1 FRAMES**
Select a window with a thin, elegant frame to put the emphasis on the glass.
- 2 GRILLES**
Skip them for an ultra-modern look or select thin grilles to mirror the frames.
- 3 WINDOW TYPES**
Casement, awning, picture, and gliding windows are go-to modern options.
- 4 DRYWALL RETURNS**
Create a clean look by installing windows without any surrounding trim.
- 5 SIZE**
Large windows that put the focus on the view outside are a hallmark of modern design.



Interior wood species:
White Oak*

*Not all wood species are available on all products.

Naturally occurring variations in grain, color, and texture of wood make each window one of a kind. We cannot guarantee consistency in wood grain and/or color within a particular species, product or project. Printing limitations prevent exact duplication of colors and finishes.



THIS PAGE
E-Series hinged outswing patio doors in white oak with
sidelights and specified equal light grilles. Photography
by Ryan Garvin. Architecture by Eric Olsen Design.
Build by Dagan Design & Construction Inc. Interior
design by Studio McGee.



“Placing the stairs in a glass enclosure ensures beautiful natural light on both the interior and exterior of the home.”

– Dan D’Agostino, AIA
Founder of Plan Architecture



Design Trend No. 2

STAIR TOWERS: Taking form *and* function to the next level

What it is:

A light-flooded staircase surrounded by one or more walls of windows.

Where we’re seeing it:

Wherever there’s a beautiful view, especially in new construction homes with modern or modern-classic designs.

Why we love it:

By framing views, bringing in natural light, and inviting lingering, it turns a space that’s normally just passed through into one that’s refreshing and full of good vibes!

THIS PAGE AND OPPOSITE PAGE
400 Series picture windows.
Photography by @ahouseonhillcrest.
Architecture by Plan Architecture.



EMBRACING THE LOOK:

3 PLACES A STAIR TOWER SHINES

- 1 A MODERN HOME**
The emphasis on glass makes it a great addition to this style of home.
- 2 IN A BEAUTIFUL LANDSCAPE**
The ability to create a two-story view is ideal.
- 3 ON A CUSTOM HOME**
The dramatic look of a tower adds distinction to any home.



Design Trend No. 3

BIOPHILIC DESIGN: Bringing the outside in

What it is:

A design approach that connects the home with nature through views, light, air, water, plants, and other elements.

Where we're seeing it:

It's especially impactful in rooms where natural elements don't just add beauty, they also serve a function. Think about the impact of fresh air and plants in a kitchen or a bathroom.

Why we love it:

Nature makes us feel good! Really, it's that simple. Plus, it invites creativity because it can be done in so many ways and at nearly any scale — design a new home to bring in the most daylight possible or plant an indoor garden in your kitchen window.

THIS PAGE
400 Series picture window.
Photography by @thehunterhouses.

OPPOSITE PAGE
A-Series specialty window.
Photography by @vintagerevivals.



DIYer Mandi Gubler of the Vintage Revivals blog chose an A-Series specialty window (your option for custom shapes) to make the most of every last bit of daylight that comes streaming into her office — much to the delight of her plants!

“My forever goal is to
blur the indoor-outdoor line.”

– Hilton Carter
Plant and Interior Stylist

INSIDE A TRENDSETTING PROJECT: BRINGING BIOPHILIC DESIGN TO LIFE WITH WINDOWS

When Hilton Carter and his wife, Fiona Vismans, went about remodeling their home, their intention was to “tie everything back to nature.” Here are three ways they did that:

- 1 MAXIMIZED SUNLIGHT**
They rearranged their first-floor layout so the most-used rooms, including the kitchen and sunroom, are now on the sunny south side of the home.
- 2 CREATED AN INDOOR/OUTDOOR LIVING SPACE**
They replaced three windows with a Folding Outswing door that opens up the entire south wall of their sunroom, uniting the space with the deck outside.
- 3 FRAMED VIEWS**
They added windows to highlight the landscaping outside. The new windows also let in plenty of light, keeping Carter’s collection of potted plants happy.

OPPOSITE PAGE
E-Series windows and doors with custom grilles.
Photography by @hiltoncarter.





Design Trend No. 4

PIVOT DOORS: Stylish from any angle

What it is:

A door that opens on a pivot engineered into the floor and top of the frame rather than on hinges built into its side.

Where we're seeing it:

On sleek, modern homes.

Why we love it:

With the option to select a monumental size (up to 13 feet tall by 9 feet wide) and a variety of panel styles, it creates a statement hinting at what awaits you inside.

THIS PAGE AND OPPOSITE PAGE
Pivot door with wood interior and exterior and custom hardware. Architecture by Kotzebue Architecture.

MAKE IT YOURS: SO MANY WAYS TO PIVOT!


Go for grilles, solid wood, oversized hardware, all glass, and more — the options are vast!



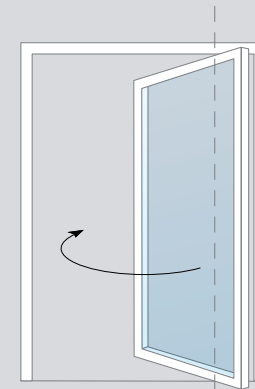
Style 3985
Aluminum-Clad Wood



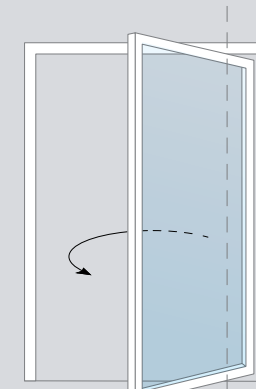
Style 3656
Aluminum



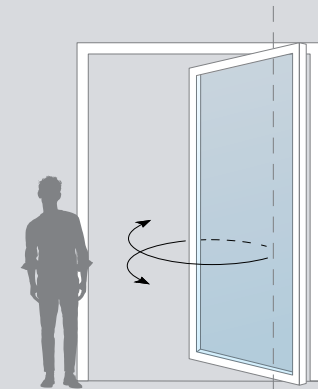
Style 3916
All Wood



Pivot



Pivot



Pivot

The state-of-the-art pivot door rotates on a pivot box in the floor and on the top jamb rather than traditional side hinges.

THIS PAGE, LEFT TO RIGHT
Pivot door wood interior and exterior with custom hardware. Architecture by Christian Rice Architects, Inc. Aluminum-clad wood pivot door. Architecture by Feldman Architecture.

SHERWIN-WILLIAMS®
COLOR OF THE YEAR 2023
REDEND POINT

“When you take away the contrast between trim and walls, the light picks up on different planes, sheens, and surfaces — it’s an unexpected and sophisticated look.”

– Sue Wadden
Sherwin-Williams Director of Color Marketing



Design Trend No. 5

MONOCHROME ROOMS: Color outside the lines

What it is:

A maximalist approach to using color from the ceiling to the baseboards and everywhere in between.

Where we’re seeing it:

Wherever there’s an opportunity to draw attention to architectural details — like alcoves, molding, and coffered ceilings.

Why we love it:

It adds life to a room. As light plays across a monochrome room, you realize how ever changing a single color can be. For example, blue isn’t just blue. It can have green, gray, and even violet undertones and hues depending on the time of day, time of year, or surface that it’s coating.

THIS PAGE
400 Series casement and transom windows with colonial grilles. Build by Carl M. Hansen Companies.



Painting your woodwork a bright color is a perfect way to play with this trend if you don't want to commit 100% to a single color. Try painting your window trim, baseboards, doors, and even features like shelving or ceiling beams for a colorful look that's still bold.

HOW TO PULL IT OFF: PRO TIPS ON GOING MONOCHROME

Kiki Redhead and Sue Wadden of Sherwin-Williams® share five tips for creating a monochrome room.

1 MAKE SURE YOU LOVE THE COLOR

You're about to surround yourself with it, so it's important to make sure it's not one you'll tire of too soon.

2 EVALUATE YOUR NATURAL LIGHT

Wadden recommends light- to mid-tone colors in most spaces and using dark colors thoughtfully, particularly in dark rooms or locales where overcast weather is the norm.

3 TRY A NEUTRAL

Not only are they easy to live with, they're also more interesting than you might realize. "There are so many complexities to shades like beige and cream," Redhead says.

4 START SMALL

This could mean picking a less prominent room in your home. Redhead suggests a powder room with a window as the perfect place to test out a wild idea.

5 APPLY STRATEGICALLY

You don't have to paint every surface. Wadden suggests feeling out the look by painting a few key places to start, such as the walls and fireplace in your living room.

THIS PAGE
400 Series double-hung windows.
Photo courtesy of @mif_design.

OPPOSITE PAGE
400 Series casement windows.
Image courtesy of Sherwin-Williams.



Design Trend No. 6

OUTDOOR KITCHENS: Cooking up an indoor/outdoor lifestyle

What it is:


A fully built-out space for open-air cooking, with features like cabinetry, sinks, refrigerators, and more.

Where we're seeing it:

In homes large and small. Surprising as it might be, an outdoor kitchen can work beautifully in a smaller home where it provides an overflow space for people to hang out.

Why we love it:

It's a lifestyle! No matter if you're an avid gardener seeking easy access to your backyard bounty, a host known for throwing the most-fabulous dinner parties, or just someone who loves to eat — an outdoor kitchen has appeal!



THIS PAGE
E-Series hinged patio doors with colonial grilles. Photography by Lauren Engel Photography and Laurie March.

OPPOSITE PAGE
Folding Outswing door and E-Series hinged patio doors and windows in aquamarine. Architecture by Asquared Studios.

The owners of this home made the most of their square footage by adding a Folding Outswing door that unites their home seamlessly with the backyard and outdoor kitchen.



THIS PAGE
E-Series hinged patio doors with colonial
grilles. Photography by Lauren Engel
Photography and Laurie March.



INSIDE A TRENDSETTING PROJECT: AN OUTDOOR KITCHEN IS A HOME COOK'S DREAM COME TRUE

When pro remodeler and HGTV host Laurie March remodeled her LA home, she “deleted” a downstairs bedroom and added an outdoor kitchen. Here’s what makes her kitchen setup so ideal:

- 1 EASY ACCESS**
A set of French doors connects March’s indoor kitchen with her outdoor kitchen. The double doors make it easy to dash back and forth, and they maximize functionality in her modestly sized urban home.
- 2 FLEXIBLE LAYOUT**
The L-shaped layout of March’s outdoor kitchen allows plenty of space for cooking, mingling guests, and arranging furniture to suit the occasion — whether it’s dinner for two or a game day party.
- 3 HARDWORKING SPACE**
With a smoker, a grill, a sink, and more, March can take on ambitious cooking projects, and even process her garden vegetables, without bringing major messes or lingering smells indoors.

“Putting the outdoor kitchen back-to-back with the indoor kitchen makes it easy to use both spaces to the fullest.”

– Laurie March
Pro Remodeler and HGTV host

Show us where you're taking home design in 2023 by tagging #AndersenWindows.



OPPOSITE PAGE
A-Series picture window.
Photography by @vintagerevivals.



DIYer Mandi Gubler of the Vintage Revivals blog brought a biophilic design to life in her bathroom by incorporating a window. Placing the window high on the wall brings in light without sacrificing privacy, and the plants also act as a natural screen.



LOVE THE LIFE YOU SEE.®

Learn more at andersenwindows.com/ideas-and-inspiration/blog/

"Andersen" and all other marks where denoted are trademarks of Andersen Corporation.
©2022 Andersen Corporation. All rights reserved. 11/22 Part #110031